

Product Specification



Model: AP-062 name: 23-key RF iron shell dimmer

● Overview

This product adopts RF23 key wireless radio frequency remote control, which can remotely adjust brightness, dynamic mode of light and speed. Delay shutdown can be set, with memory breaking function, without frequent setting. This product is suitable for all kinds of low-voltage LED monochrome light belts and neon light belts.

● Features

The brightness can be adjusted from 1.0 to 100%.

2. Adjust the light to be soft and stable without flickering.

3. Not suitable for multi-color mixed LED lamps (such as RGB light bar/Lamp, desk lamp, fan, energy-saving lamp, bulb, etc.).

4. Change the brightness and brightness of the lamp by controlling the output of voltage and current.

● Technical parameters

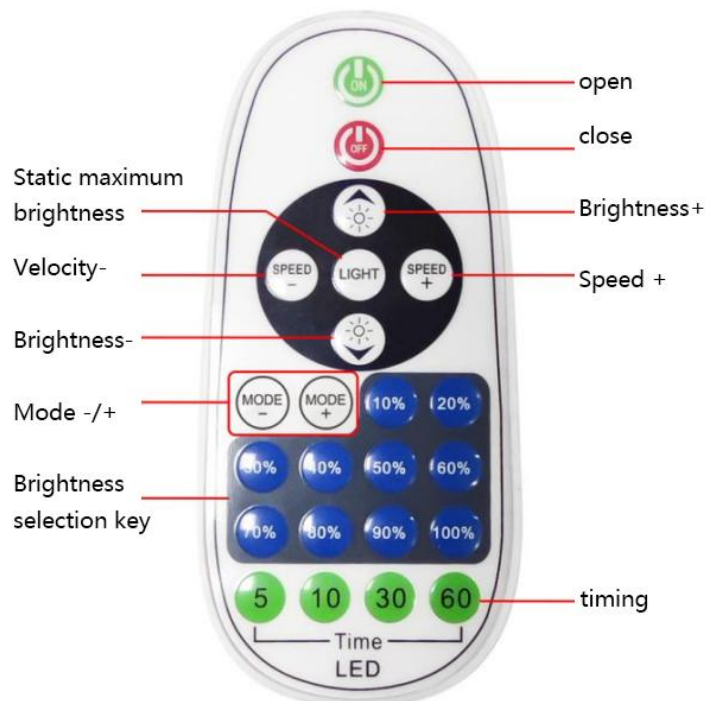
Controller	
Operating voltage	DC 12V~24V
Working current	<30A
Output Channel	1CH
Output power	360W
Control mode	RF 433
Output mode	Common positive connection
Output Control mode	PWM
Remote control	
Operating voltage	DC 4.5V
Remote control mode	RF
Transmission frequency	433Mhz
Remote control distance	More than 20 meters
Battery Type	2 AAA batteries
Standby power consumption	0.08mW
Operating power consumption	6mW
Transmit power consumption	40mW
Number of keys	23 buttons
Complete machine	
Operating temperature	-20°C~60°C
Weight (gross weight)	154g
Packing size	L135*W83*H55mm



● Remote Control, controller and connection instructions




1. Use 2 7# batteries (do not provide batteries when leaving the factory, need to purchase separately)

2. The product supports code matching; Press the "power-on key" and then press the "brightness-key" light bar within 5 seconds after the controller is powered on, which will flicker three times, indicating that the code matching is successful.





1. Use the power supply with the same voltage as the lamp (12-24V)
2. Connect according to the corresponding positive and negative poles.
3. POWER input terminal.
4. LED output terminal (connecting lamps)



● Product Size



Product Size: 108*50*15mm

Packing size: 135*82*55mm

Packing size: 420*290*300mm/50PCs

Product Net Weight: 150g

Gross weight: 160g

Packing Gross weight: 8.2kg/50PCs

● Installation Precautions

1. Please debug and install this product by personnel with professional qualifications.
2. This product cannot be waterproof and needs to avoid sun and rain. If installed outdoors, please use a waterproof tank.
3. Good heat dissipation conditions will prolong the service life of LED controller. Please install the product in a well-ventilated environment.
4. Please do not install and use such products in lightning, thunder, strong magnetic field or high voltage.
5. Please check whether the output voltage of the LED power supply used meets the requirements of the product voltage range.
6. The diameter of the used wire must be sufficient to load the LED lamps connected, and ensure that the wiring is firm to avoid accidents caused by overheating of the wire or poor contact.
7. Before power-on and debugging, ensure that all wiring is correct to avoid lamp damage caused by wiring errors.

● After-sales service

1. Our LED controller products provide lifelong technical support and warranty services:

Free warranty: if there is any quality problem within one year from the date of purchase, our company will provide free repair or replacement service.

Paid warranty: a certain cost of repair materials will be charged for products beyond the free warranty period.

2. The following conditions are not covered by free warranty or replacement services:

Excessive high voltage, overload, improper operation and other man-made damages.

Any wiring errors, water immersion (non-waterproof products) and unauthorized maintenance.

Any serious damage or deformation of the appearance caused by transportation or knocking.

The appearance of the product is seriously damaged or deformed.

Damage caused by natural disasters and force majeure, such as earthquakes, floods, fires, etc.

3. The company's greatest responsibility for ex-factory products is to replace products of the same model and quantity.

4. In order to speed up the maintenance or replacement time, please indicate the failure phenomenon, use environment and operation when the failure occurs to repair the product, so as to ensure that the maintenance situation can be handled quickly.