

# 2.4GHz RGBW LED Controller

## Feature:

- 1, 2.4GHz RF Remote Control. Remote distance >20m
- 2, OEM / Customized is available.

## Application:

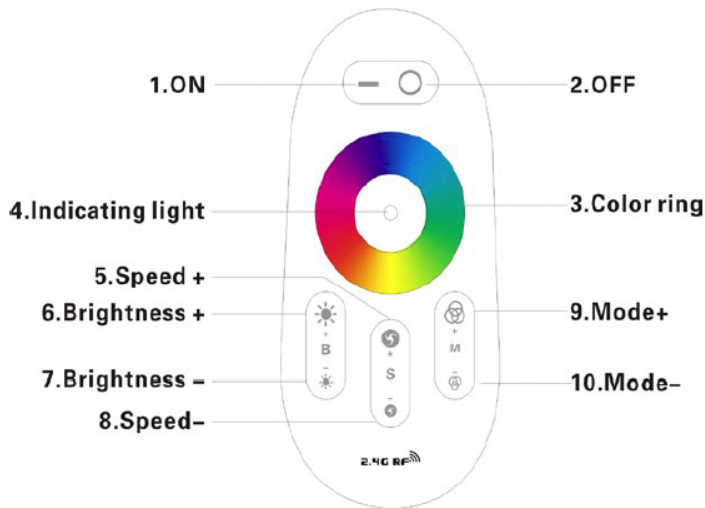
Widely and easily used to control LED light.

## Specifications:

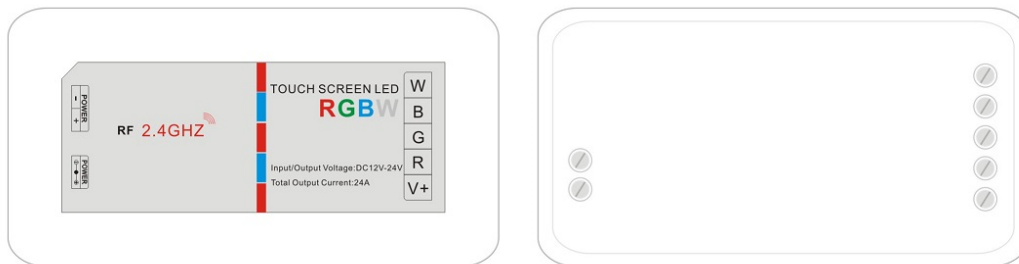
- Voltage: DC12V~24V
- Current: Max 6A /Channel
- Power: 288w / 576w
- Operating Temp.: -20C~60C
- Remote Standby: 0.5mw.



## Remote Interface:



## Controller Interface:



## Program List:

| No.# | Mode  | Brightness | Speed         | Remark      |
|------|---|------------|---------------|-------------|
| 1    | Static white color                          | Adjustable | Un-adjustable | White only  |
| 2    | Color /white static coexist                 | Adjustable | Un-adjustable | White (off) |
| 3    | All colors gradual change                   | Adjustable | Adjustable    | White (off) |
| 4    | RGBW gradual change                         | Adjustable | Adjustable    |             |
| 5    | RGBW jump change                            | Adjustable | Adjustable    |             |
| 6    | Seven colors jump change (with white color) | Adjustable | Adjustable    |             |
| 7    | R W jump change                             | Adjustable | Adjustable    |             |
| 8    | G W jump change                             | Adjustable | Adjustable    |             |
| 9    | B W jump change                             | Adjustable | Adjustable    |             |
| 10   | R jump change                               | Adjustable | Adjustable    |             |
| 11   | G jump change                               | Adjustable | Adjustable    |             |
| 12   | B jump change                               | Adjustable | Adjustable    |             |

## Code matching (Match the Remote to the Controller):




**Defaults Code:** one Remote can control multi controllers

If you want to **match a Remote to one certain Controller**, you need to match the code of this Remote to the Controller.

**Here Below shows you how to match the code:**

- 1, Power on the Controller, and **within 5 seconds**, synchronously press the 2 keys on the Remote. As left image shown.
- 2, When the code matched successfully, the stripe (lighting) would triply flicker.

## Mechanical Dimension:



**Packing:**



S

**Color Box Packing**

L130\*W130\*H28

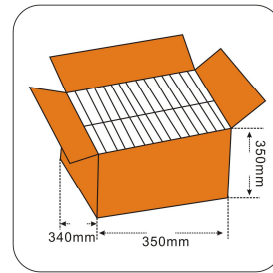
150G



**Blister Packing**

L130\*W200\*H28

150G



100pcs

15KG

**Connecting Setup:**

