

Product Specification



Summary

This product is one of our newest intelligent color temperature controller by our company, adopting the newest capacitance touch and wireless technology. With elegant color wheel and full touch panel under Humanized design for easy installation and operation. The steady wireless control mode technology makes the remote and free direction control come true by finger touch the corresponding button softly. Meanwhile, the RF remote controller can control the color, mode and change speed with light-dimmer, turning on, turning off and pause in long distance, high sensitivity, strong power-drive ability, steady and reliable performance, This Controller can be matched with all kinds of color temperature adjustable lights, such as color temperature adjustable LED rigid light bars, flexible strip, panel lights, modules etc.

Features

- 1.Capacitance and wireless touch technology, no mechanical wear, overcoming the lifespan problems caused by Physical buttons.
- 2.Visible color wheel, touched by finger, then What you see is What you get.
- 3.Auto adaptation of 12-24V DC working voltage and with input polarity protection function.
4. The newest PWM control technology, delicate light performance, no flicker.
- 5.High power dimmer control MOS tube with stable and reliable performance, strong.power-drive ability with max. 12A of 2 channels.
- 6.Wireless RF control, free direction and long distance, more than 20 m.
7. Multi-type memory functions for color and brightness.
- 8.Smart appearance, standard input and output port, easy installation and high cost performance.

Applications

- 1.Construction decoration: commercial buildings, airports or subways.
- 2.Indoor decoration: hotels, shopping malls, squares, restaurants, bars, houses.
- 3.Outdoor decoration: advertising boards, parks, bridges, roads and overpasses, scenic spots.
- 4.Others: decorating for motor vehicles, the places needing RGB lights.








Technical parameters

Controller	
Supply voltage	12V~24VDC
Loadable current	6Ax2CH
Output channels	2CH
Output power	144W/288W(12V/24V)
Control method	RF
Connection mode	common anode
Color Chose	2 (warm white and cold white)
Dimmering mothod	PWM
Grey steps	256 steps per channel
Protection	The power input polarity protection
Remote	
Working voltage	4.5VDC
Remote control way	RF
Launch frequency	433Mhz
Controlable distance	more than 20 meters
Battery types	3 pcs AAA type batteries
Standby power	0.08mW
Power consumption	6mW
Transmission power	40mW
Key Number	6 touch keys , 1 touch wheel
Whole machine	
Working temperature	-20°C~60°C
Identification	CE 、 RoHS
Weight	380g
Packing size	L206.5×W136×H43mm

Panel and interface specifications



Panel and interface specifications(continuous)

Symbol	Function
	Turn off/on the LED light in any state.
	Be used to quickly get warm white or cool white.
	Color temperature adjustment key, be used to quickly get any color temprature between warm white and cool white.
	Used to increase or reduce the brightness .
	Voltage of power input port : 12 / 24 V DC
	Power output port for connecting LED lights.
	Indicative light to show the power and signal receiver state.

Remote controller battery installation

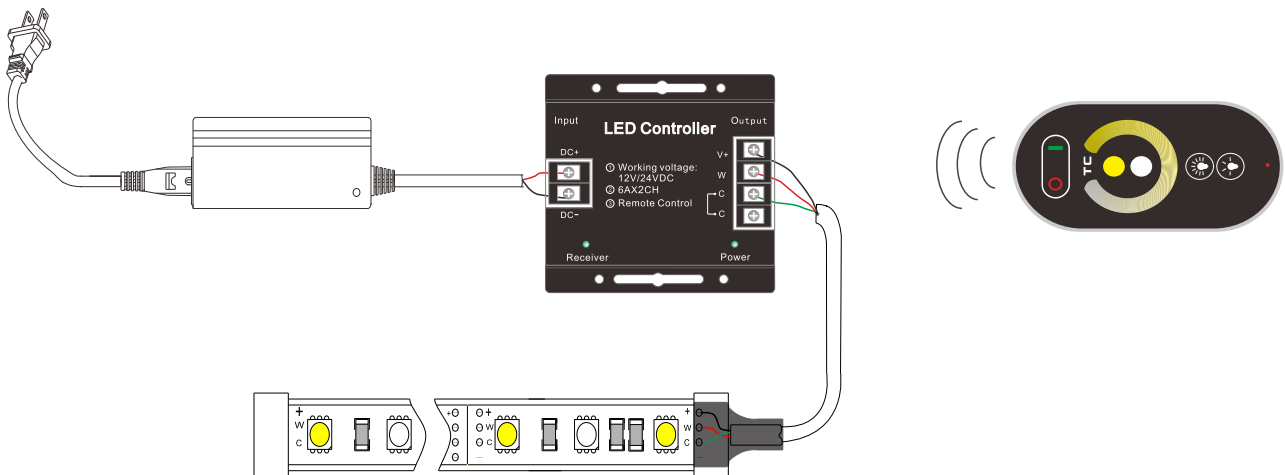
This remoter is used 3 pcs AAA batteries, each voltage is 1.5V. Open the cover of the battery; load 3 pcs AAA batteries correctly as per the positive and negative instructions in the battery pack. If the indicator lights on the remote controller flash regularly without touch, please note the battery should be changed.

The remote of low power consumption and awakening

When the user does not touch the remote controller for 20 seconds, the remote controller will automatically enter the lower power sleep mode to save standby power consumption and extend battery life. When the user needs to re-use reoperatethe controller, only touch any key on the touch panel (not the color wheel) to wake up the remote controller for normal use.

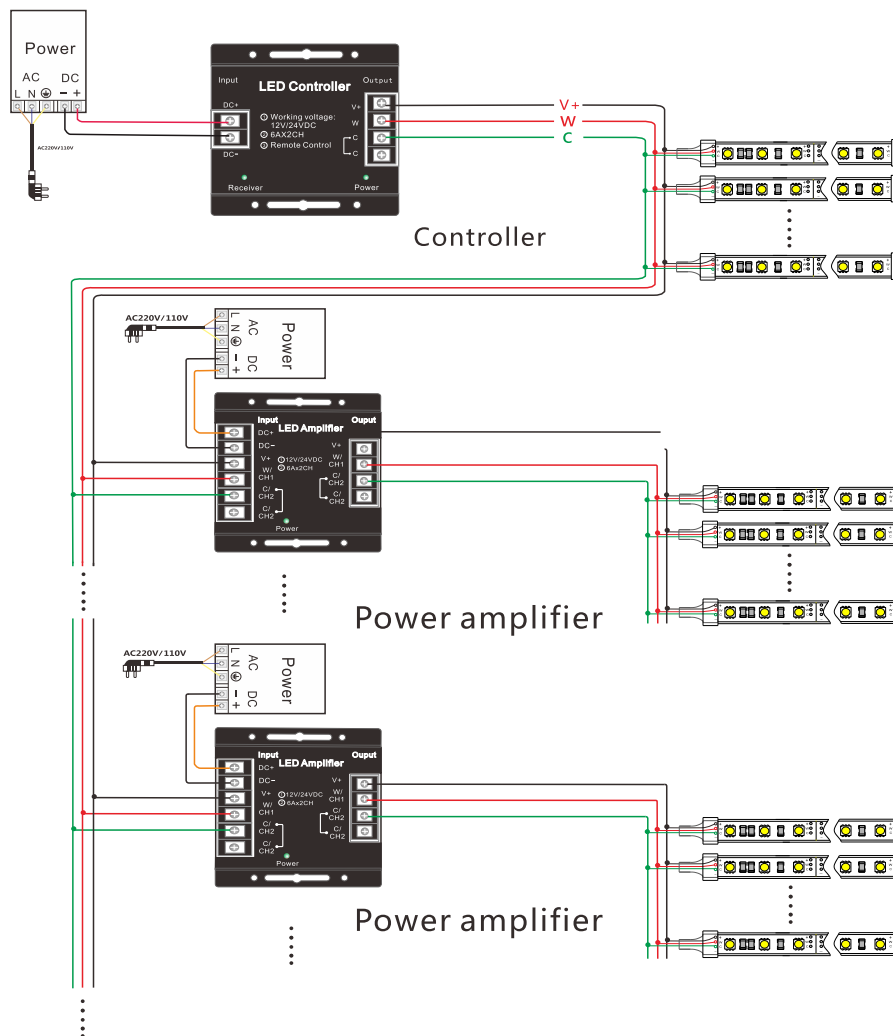
The wiring and the typical product apply diagram

The diagram for showing how to connect(take color temperature strip for example):

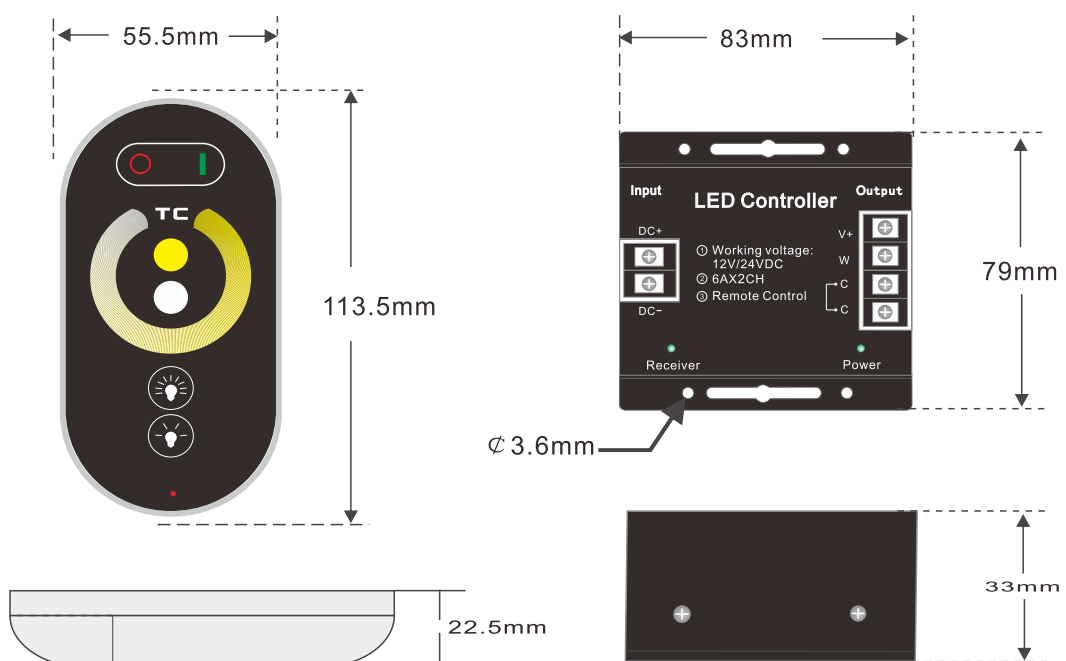


Power amplifier figure

1. When the controller power is not enough, please adopt our constant voltage LED power amplifier. The specifications can be obtained by contacting our sales team.
2. The diagram for showing how to connect controllers, amplifiers and LED lights(take CT strip for example) :



Product dimensions



Packing detail




Controller size	Remote size	Packaging size	Weight/pcs	Carton size	Weight/box(30pcs)
L83×W79×H33mm	L113.5×W55.5×H22.5mm	L206.5×W136×H43mm	380g	L670×W286×H220mm	12.2kg

Product list



Remote



Controller



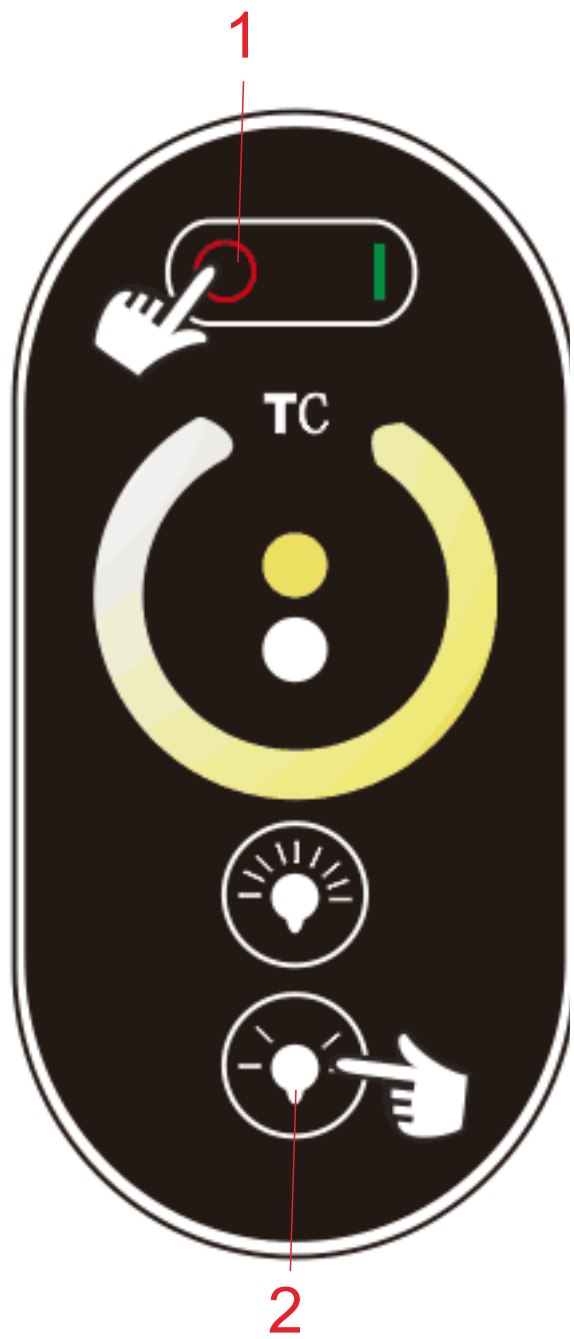
User manual

Install caution

1. Please install the products by professional electrician.
2. This product can not waterproof, please put into water-proof tank if the clients want to use it outdoor.
3. Always be sure to mount this unit in an area that will allow proper ventilation to ensure a fitting temperature.
4. Please don't install this controller in lightening, intense magnetic and high voltage fields.
5. Check if the voltage and power adapter suit the controller and LED lights.
6. Please make sure the wires can sufficiently load the LED lights for avoiding accident.
7. Please make sure all the wires are connected correctly before switching on the power.
8. Please do not repair or maintain privately, any query, please contact suppliers.

After-sales service

1. The customers enjoy lifelong technical support for our products.
 - Free Warranty: The customers enjoy free maintenance or replacement for quality problems within one year upon date of purchasing.
 - Paid warranty: If the free warranty time is overdue, We will charge certain cost of raw materials for repair or maintenance.
2. Following cases are excluded free warranty terms:
 - Any defects caused by wrong operations.
 - Any damages caused by unauthorized removal, maintenance, modifying circuit, incorrect connections and replacing chips.
 - Any damages due to transportation, breaking, flooding water after the purchase.
 - Any damages caused by earthquake, fire, flood, lightning strike etc force majeure of natural disasters.
 - Any damages caused by negligence, inappropriate storing at high temperature and humidity or environment near harmful chemicals.
3. Our company would take up the biggest responsibility to replace the same type and quantity accordingly.
4. The clients please inform suppliers the faulty phenomena, using environment etc. for speeding up the maintenance process.
5. The manual is only suitable for this model, any update is subject to change without prior notice.



Push 1 and 2 keys within 5 seconds after power on the controller. The lamp will be blinking 3 times, at this moment, one remote just can control one controller.