

Product Specification



Model: AP-GT888 Black

● Overview

This product is a new generation of intelligent colorful RGB controller developed by our company by adopting the latest capacitive touch technology and 433 radio frequency wireless technology. Adopt the color ring full touch panel mode, humanized design, beautiful and elegant, direct and convenient; Adopt stable wireless and capacitive touch mode, you only need to touch the corresponding button gently with fingers to achieve long-distance no direction control color. The remote controller can be used to control RGB lamps with color selection, mode transformation, brightness and speed adjustment and other related functions. It has the characteristics of long distance, high touch sensitivity, strong driving ability and stable performance. This product can adapt to various constant voltage RGB lamps, such as RGB hard light bar, soft light bar, RGB panel lamp, RGB module, etc.

● Features

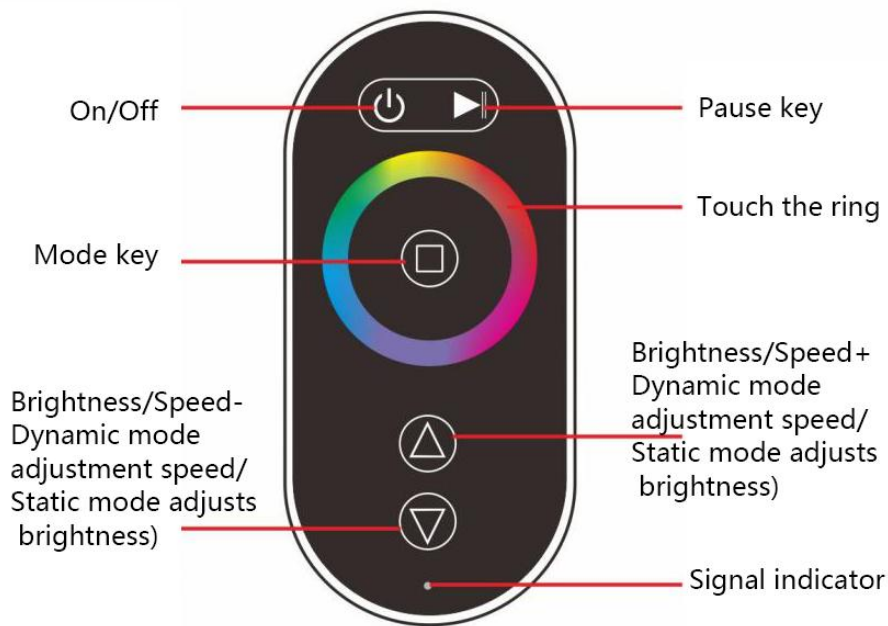
1. All touch methods are adopted without mechanical wear, which can overcome the life problem caused by physical keys.
2. Intuitive pulley color selection is adopted, which is intuitive and convenient.
3. Input voltage adaptive DC12 ~ 24V, with input polarity protection function.
4. Advanced PWM (pulse width modulation) control technology is adopted, with fine change effect and no flicker.
5. Adopt high-power original dimming control MOS tube. Strong driving load capability, up to 18A, stable performance.
6. 433 radio frequency wireless remote control, no direction, remote control distance is not less than 20m.
7. The remote controller has low power consumption and long standby time.
8. It Has Memory functions such as color, mode, speed and brightness.
9. The appearance is novel, beautiful and elegant, especially suitable for indoor home and commercial places.

● Technical parameters

Controller	
Operating voltage	12V~24VDC
Working current	6Ax3CH
Output Channel	3CH
Output power	216W/432W(12V/24V)
Control mode	RF 433
Output mode	Common positive connection
Output Control mode	PWM
Output gray level	256
Remote	
Operating voltage	4.5VDC
Remote control mode	RF
Transmission frequency	433Mhz
Remote control distance	More than 20 meters
Battery Type	3 AAA batteries
Standby power consumption	0.08mW
Operating power consumption	6mW
Transmit power consumption	40mW
Number of keys	5 buttons, a colored pulley
Complete machine	
Operating temperature	-20°C~60°C
Weight (gross weight)	200g

Packing size	L135*W83*H55mm
--------------	----------------

● Remote control and connection instructions



● Installation of remote control battery

The remote controller uses 3 AAA batteries, and the voltage of each battery is 1.5V. When replacing the battery, please open the back cover of the remote controller and fill the 3 batteries according to the direction instructions on the battery box.

Note: when the indicator light on the remote controller flickers regularly, this reminds the user that it is time to replace the battery.

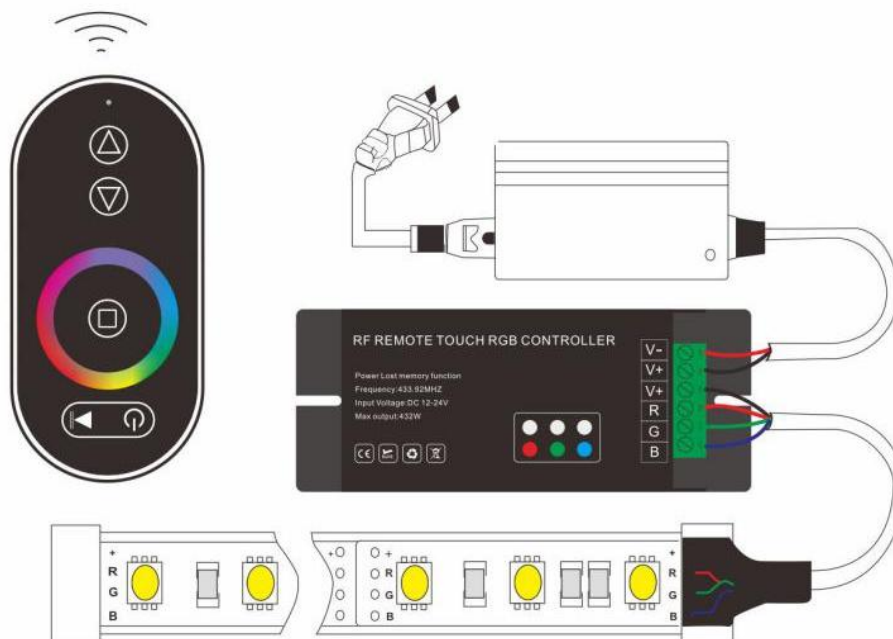
● Low power consumption mode and wake-up of remote controller

When the user does not use the remote controller for 15 seconds, the remote controller will automatically enter the sleep mode with lower power consumption to save standby power consumption and prolong battery life. When users need to reuse the remote controller, they can wake up the remote controller by touching the mode switch key on the panel and then use it normally.

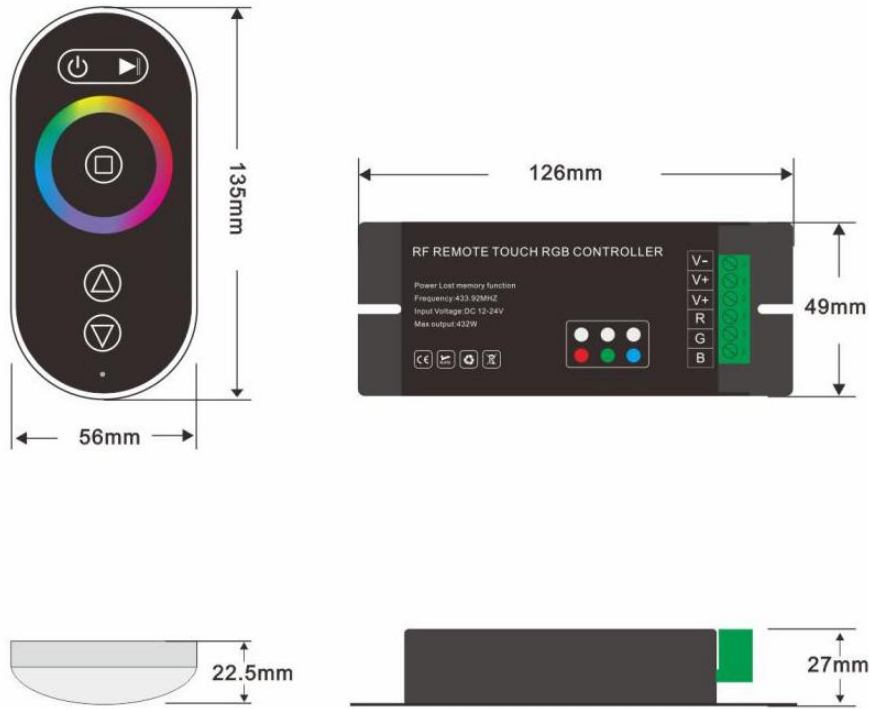
● Schema table

No.	Mode	Remarks	No.	Mode	Remarks
1	Static color	Brightness adjustable color ring color selection	9	Green Gradient	Adjustable speed
2	Three-color jump	Adjustable speed	10	Blue Gradient	
3	Seven-color jump		11	Red and blue gradient	
4	Three-color gradient		12	Red and green gradient	
5	Seven-color gradient		13	Blue-green gradient	
6	Full color gradient		14	White Red green blue gradient	
7	White light gradient		15	White Red Green Blue jump	
8	Red Gradient				

● Wiring and typical application diagram



● Product Size Chart



● Product packaging size and accessories



Controller size	Remote size	Color box size	Weight/set	Carton size	Weight/carton(50set)
L126*49*27mm	L135*56*22.5mm	L135*W83*H55mm	220g	L420×W290× H300mm	12kg

● Installation Precautions

1. Please debug and install this product by personnel with professional qualifications.
2. This product cannot be waterproof and needs to avoid sun and rain. If installed outdoors,

please use a waterproof tank.

3. Good heat dissipation conditions will prolong the service life of LED controller. Please install the product in a well-ventilated environment.

4. Please do not install and use such products in lightning, thunder, strong magnetic field or high voltage.

5. Please check whether the output voltage of the LED power supply used meets the requirements of the product voltage range.

6. The diameter of the used wire must be sufficient to load the LED lamps connected, and ensure that the wiring is firm to avoid accidents caused by overheating of the wire or poor contact.

7. Before power-on and debugging, ensure that all wiring is correct to avoid lamp damage caused by wiring errors.

● After-sales service

1. Our LED controller products provide lifelong technical support and warranty services:

Free warranty: if there is any quality problem within one year from the date of purchase, our company will provide free repair or replacement service.

Paid warranty: a certain cost of repair materials will be charged for products beyond the free warranty period.

2. The following conditions are not covered by free warranty or replacement services:

Excessive high voltage, overload, improper operation and other man-made damages.

Any wiring errors, water immersion (non-waterproof products) and unauthorized maintenance.

Any serious damage or deformation of the appearance caused by transportation or knocking.

The appearance of the product is seriously damaged or deformed.

Damage caused by natural disasters and force majeure, such as earthquakes, floods, fires, etc.

3. The company's greatest responsibility for ex-factory products is to replace products of the same model and quantity.
4. In order to speed up the maintenance or replacement time, please indicate the failure phenomenon, use environment and operation when the failure occurs to repair the product, so as to ensure that the maintenance situation can be handled quickly.